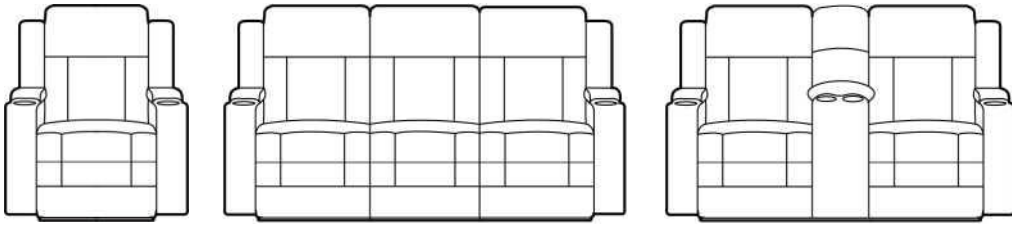




Assembly Instruction
Item Code- Remi (7874)
Imported By JCI Global
Building 3 west,605 Zillmere Rd,Aspley QLD 4035

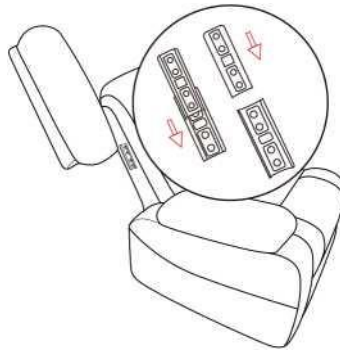


BEFORE YOU START...

1. Chose a clean, level, spacious assembly area. Avoid hard surface that may damage the product.
2. Check and ensure that you have all required contents for complete assembly.
3. Always read the assembly instructions carefully before beginning assembly.
4. The packaging and contents can be a choking hazard, therefor keep out of reach of small children at all the times.

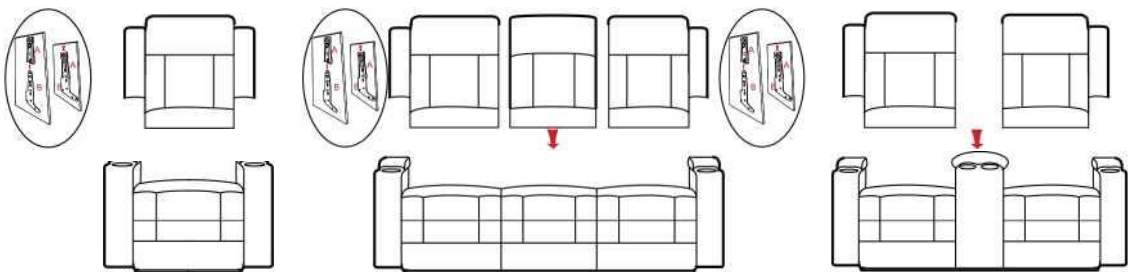
Step 1 Join the wings

Take out the wing from the bottom of the armrest, assemble it as above instruction.



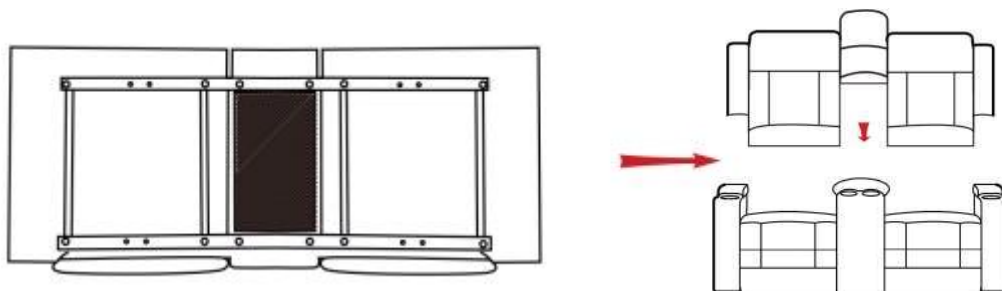
Step 2 Join sofa by back connector

Open the carton, take out the bag from the none-woven bag, connect the back to seat as below:



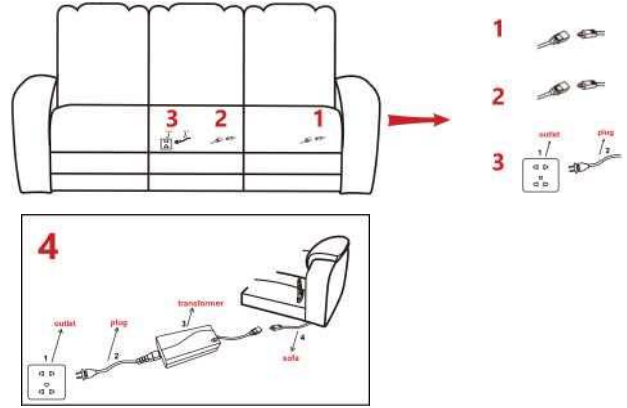
Step 3 Console back assemble

Open the Velcro under the console, take out the back of console, assemble it as the LHF/RHF back.



Step 4 Wire connection

- 1) LED Light Wire connection. Open the back flag of the seat. Connect the parts as instructed
- 2) Reading Lamp wire connection. Open the back of the Middle seat. Connect the parts as instructed
- 3) Make the USB Charger work: Open the back flag of Middle seat, connect the plug to the wall or any other places as
- 4) Take out the electric parts from the armrest storage of the sofa, assemble them as right instruction, connect the instructed line under recliner to the transformer directly.



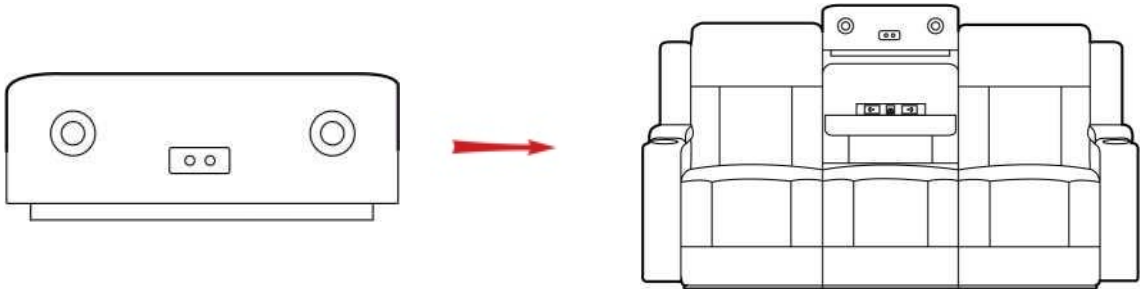
Function 1 : Socket outlet for the E-station

Press the Button to open the Socket outlet for the E-Station.



Function 2 : Reading Lamp

Touch the button to control the luminance, all 3 grades



Function 3 : Switch Instruction

- 1) Light Control Button
- 2) Open Recline
- 3) Close Back to sitting position
- 4) Up Open the headrest
- 5) Down Close the headrest
- 6) USB Charger

This appliance is not intended for use by persons (including children) with reduced physical, sensory or mental capabilities, or lack of experience and knowledge, unless they have been given supervision or instruction concerning the use of the appliance by a person responsible for their safety. Children should be supervised to ensure that they do not play with the appliance.

