













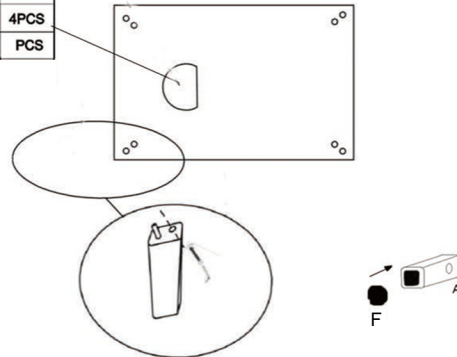
A		Feet	4PCS
B		Allen Key	1PCS
C		Washer	4PCS
D		Bolt	4PCS
E		Cork	4PCS
F		Felt pads	PCS

BEFORE YOU START--

1. Always read the assembly instructions carefully before beginning assembly.
2. The packaging and contents can be a choking hazard, therefore keep out of reach of small children at all the times

STEP 1

A		Feet	4PCS
B		Allen Key	1PCS
C		Washer	4PCS
D		Bolt	4PCS
E		Cork	4PCS
F		Felt pads	PCS



STEP 2

